

## Warranty

BlueDiamond Pumps are manufactured under Charles Austen Pumps strict quality control system. In the unlikely event of failure (within the 3 years from the date of purchase) Charles Austen Pumps will repair the item free of charge subject to the following conditions:

- Charles Austen pumps will decline any responsibility if the installation of the pump does not conform to our instructions and specifications.
- Any modifications to the unit will immediately void the warranty.
- We reserve the right to alter any specifications without prior notifications.
- Subject to our conditions of sale.

## Cleaning & Maintenance

Over time you may find your Air conditioning system builds up with dust and grime.

Due to its unique design BlueDiamond condensate removal pumps can tolerate thicker substances such as sludge build up. If for any reason the reservoir or sensors require cleaning, use warm soapy water and take care to not damage the sensors.

After any cleaning or maintenance work, carry out an operational test before using the pump.

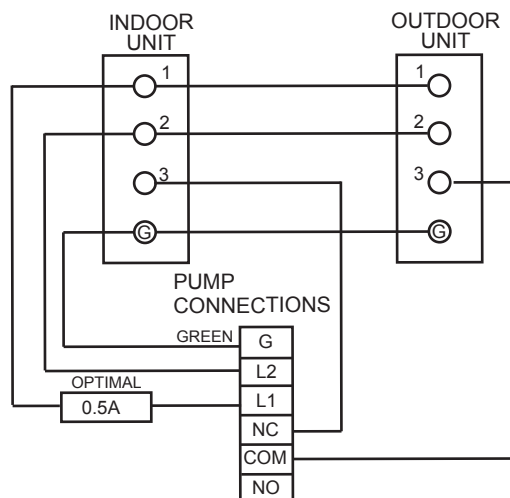
## Wiring Diagrams

Mini-Split Indoor Units models

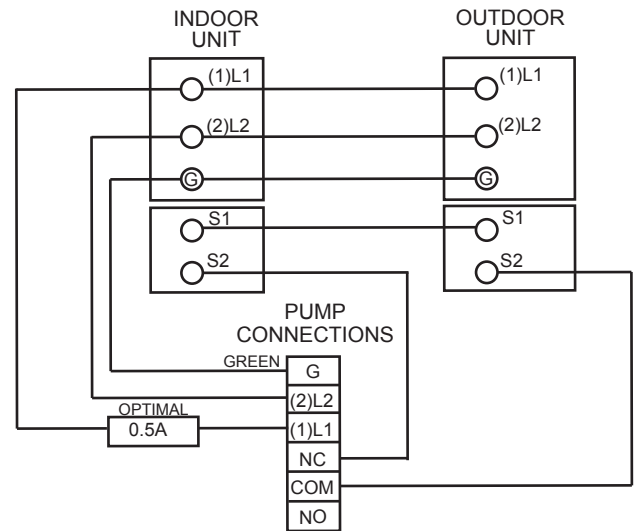
Verify pump voltage before installation

The installation below will require the black plug to be removed from the pump power cable.

### MINI SPLIT 2-TONS

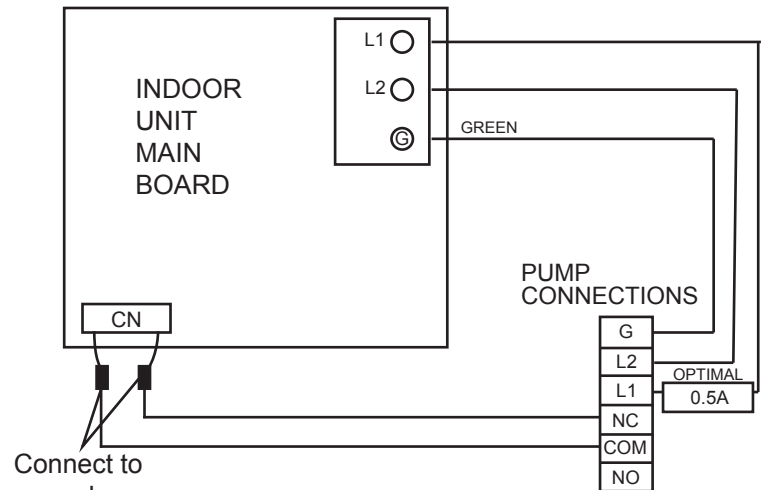


### MINI SPLIT 2-5 TONS



## VRF INDOOR UNITS

### VRF IDU WIRING



NOTE - CN location may vary depending on indoor unit. See table below for CN identification.

CN19 : VWMA 007- 030

CN4 : VWMB 007 - 018

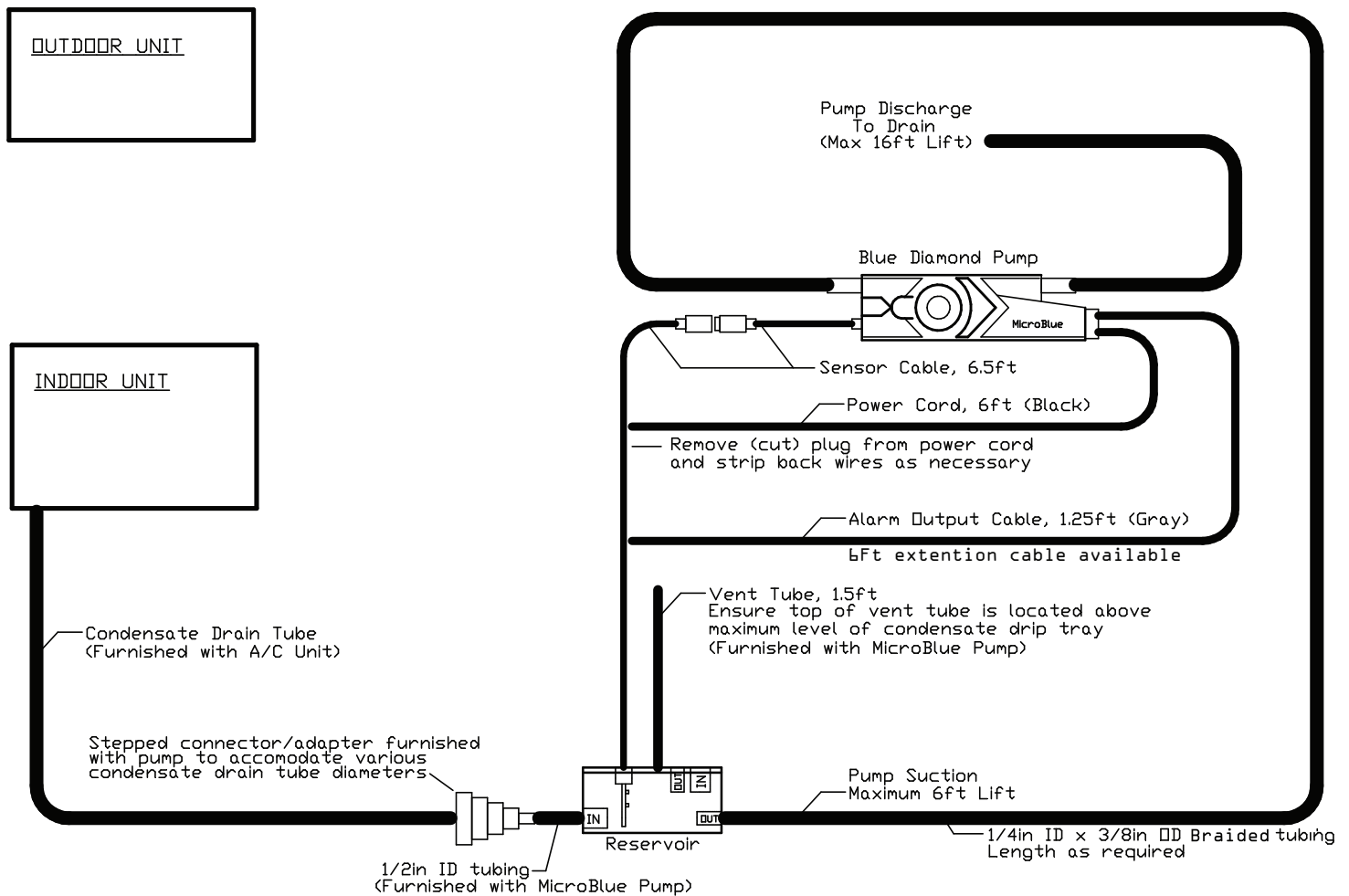
CN12 : VWMB 024 - 030, 3WMB036

ALL OTHER indoor units CN5

At CN, cut wire exactly in the middle and then connect the pumps NC and Common to the wires by solder or butt connectors.

No alarm connection for Mode Selection Box.

## Tubing Diagram



**CONTACT US:**  
4850 Golden Parkway,  
Suite B, 409, Buford,  
GA30518, USA

**Blue Diamond**  
Pumps Inc



**3**  
YEAR  
WARRANTY