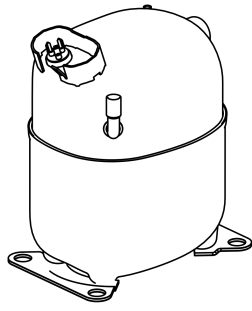


NJ6226Z



ENGINEERING CODE
142HA95

REFRIGERANT
R-134a

POWER SUPPLY
220-240 V 50 Hz

APPLICATION
HBP

MOTOR TYPE
CSCR

STANDARD
ASHRAE

COOLING CAPACITY
2988 W

EFFICIENCY
2.4 W/W



DATA

GENERAL DATA

Model	NJ6226Z
Type	Hermetic Reciprocating
Technology	ON/OFF
Compressor Application	HBP
Expansion Device	Capillary Tube or Expansion Valve
Compressor Cooling	Fan/220
HP	1 1/4
Starting Torque	HST
Plant	SLOVAKIA

ELECTRICAL DATA

Start Winding Resistance	8.7 Ω at 25°C
Run Winding Resistance	2.0 Ω at 25°C
Locked Rotor Amperage (LRA) 50Hz	31 A

MECHANICAL DATA

Displacement	34.38 cm ³
Oil Charge	750 ml
Oil Type	ESTER
Oil Viscosity	ISO22
Weight	19.8 Kg

ELECTRICAL COMPONENTS

Start Capacitor	72-88 µf/330 V
Run Capacitor	17.5 µf/440 V
CSR CSIR BOX	Yes
Starting Device Description	RVA4M3C-109
Overload Protection	T0335/C9

PERFORMANCE

TESTED CONDITIONS

Tested Refrigerant	R-134a
Tested Application	HBP
Tested Standard	ASHRAE
Tested Cooling	Fan
Tested Voltage	220 V
Max Refrigerant Charge	800 g
Refrigerant Temperature	Dew

RATED POINTS

Condensing Temperature °C	Evaporating Temperature °C	Cooling Capacity W	Efficiency W/W	Power Consumption W	Current A	Gas Flow Rate kg/h
54.4	7.2	2988	2.4	1247	5.92	66.12

Test Condition: Subcooling 8.3 K, Return Gas 35 °C. Data generated in accordance to EN 12900:2013 polynomial equation and tolerance guidelines.

PERFORMANCE CURVE

Condensing Temperature 35°C

Evaporating Temperature °C	Cooling Capacity W	Efficiency W/W	Power Consumption W	Current A	Gas Flow Rate kg/h
-15	1807	2.60	696	3.68	33.34
-10	2215	2.85	777	3.97	41.02
-5	2674	3.12	858	4.26	49.69
0	3201	3.44	930	4.56	59.73
5	3812	3.88	983	4.86	71.53
10	4523	4.49	1007	5.17	85.47

Test Condition: Subcooling 8.3 K, Return Gas 35 °C. Data generated in accordance to EN 12900:2013 polynomial equation and tolerance guidelines.

PERFORMANCE CURVE

Condensing Temperature 45°C

Evaporating Temperature °C	Cooling Capacity W	Efficiency W/W	Power Consumption W	Current A	Gas Flow Rate kg/h
-15	1412	1.94	729	3.72	28.14
-10	1799	2.20	816	4.10	35.99
-5	2227	2.43	918	4.48	44.74
0	2713	2.65	1024	4.88	54.77
5	3273	2.91	1126	5.29	66.46
10	3923	3.23	1213	5.70	80.20

Test Condition: Subcooling 8.3 K, Return Gas 35 °C. Data generated in accordance to EN 12900:2013 polynomial equation and tolerance guidelines.

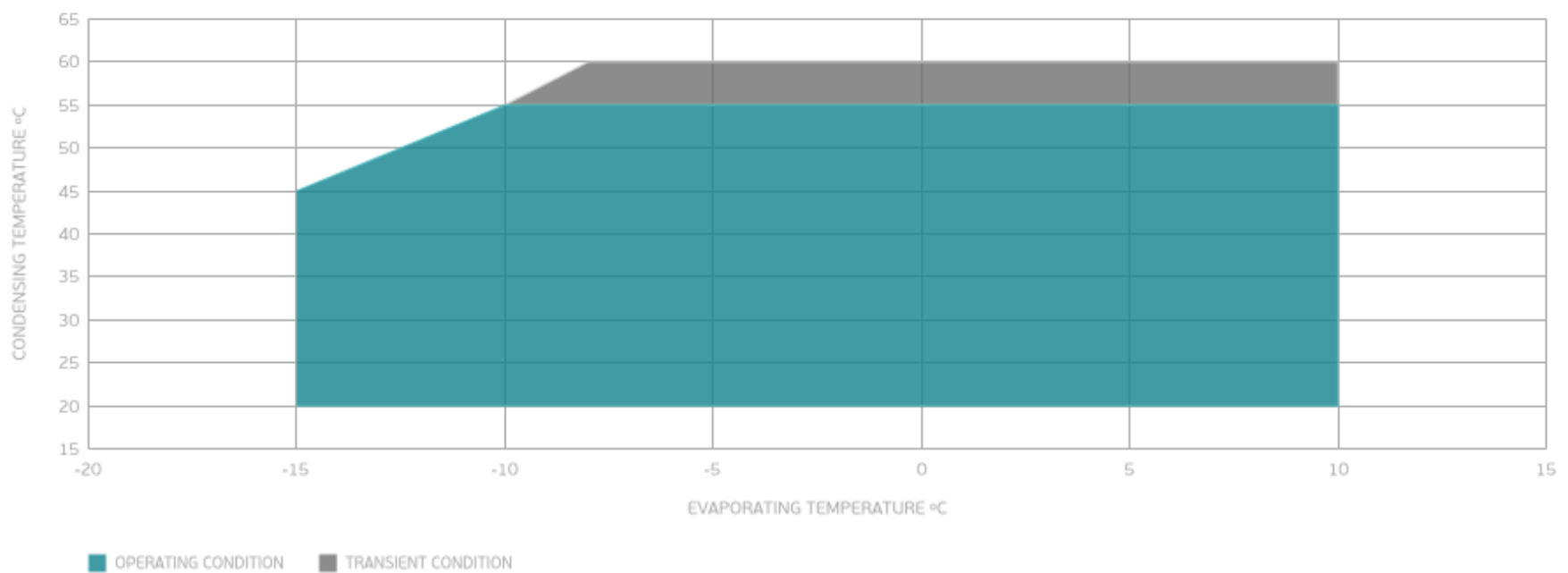
PERFORMANCE CURVE

Condensing Temperature 55°C

Evaporating Temperature °C	Cooling Capacity W	Efficiency W/W	Power Consumption W	Current A	Gas Flow Rate kg/h
-10	1338	1.63	823	4.23	29.18
-5	1739	1.87	930	4.71	38.11
0	2188	2.07	1055	5.21	48.24
5	2701	2.27	1190	5.72	59.93
10	3294	2.49	1325	6.25	73.59

Test Condition: Subcooling 8.3 K, Return Gas 35 °C. Data generated in accordance to EN 12900:2013 polynomial equation and tolerance guidelines.

ENVELOPE



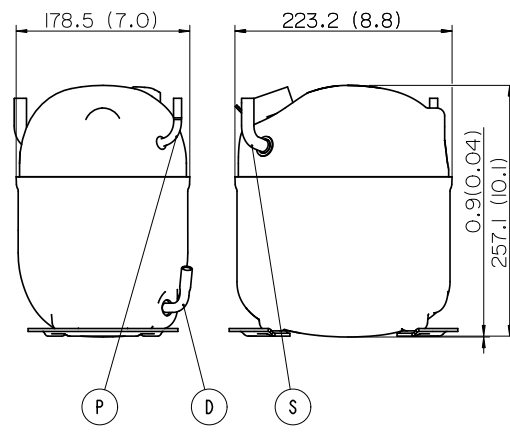
External

EXTERNAL CHARACTERISTICS

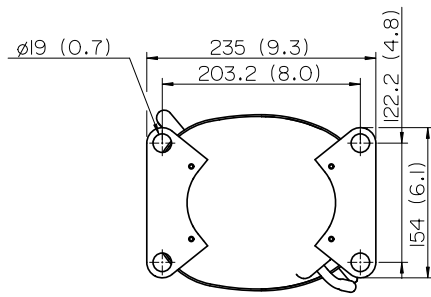
Base Plate		LARGE	
Tray Holder		NO	
Connector	Internal Diameter	Shape	Material
Suction	9.6 mm	VERTICAL	COPPER
Discharge	8 mm	SLANTED J	COPPER
Process	6.42 mm	VERTICAL	COPPER

EXTERNAL DIMENSIONS

SHELL



BASE



FENCE

