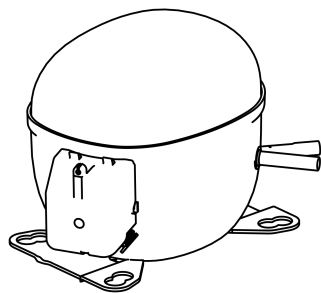


NT6220Z



**ENGINEERING CODE**  
212CN09

**REFRIGERANT**  
R-134a

**POWER SUPPLY**  
200-240 V 50  
Hz/230 V 60 Hz

**APPLICATION**  
HBP

**MOTOR TYPE**  
CSIR

**STANDARD**  
ASHRAE

**COOLING CAPACITY**  
2409 W

**EFFICIENCY**  
2.24 W/W



DATA

GENERAL DATA

Model	NT6220Z
Type	Hermetic Reciprocating
Technology	ON/OFF
Compressor Application	HBP
Expansion Device	Capillary Tube or Expansion Valve
Compressor Cooling	Fan/230
HP	1
Starting Torque	HST
Plant	SLOVAKIA

ELECTRICAL DATA

Start Winding Resistance	12.16 Ω at 25°C
Run Winding Resistance	1.86 Ω at 25°C

## MECHANICAL DATA

Displacement	22.37 cm <sup>3</sup>
Oil Charge	450 ml
Oil Type	ESTER
Oil Viscosity	ISO22
Weight	16.4 Kg

## ELECTRICAL COMPONENTS

Start Capacitor	88-108 µf/330 V
CSR CSIR BOX	No
Starting Device Type	RELAY
Starting Device Description	MTRPH-55*
Overload Protection	T0901/G6

## PERFORMANCE

### TESTED CONDITIONS

Tested Refrigerant	R-134a
Tested Application	HBP
Tested Standard	ASHRAE
Tested Cooling	Fan
Tested Voltage	230 V
Max Refrigerant Charge	800 g
Refrigerant Temperature	Dew

### RATED POINTS

Condensing Temperature °C	Evaporating Temperature °C	Cooling Capacity W	Efficiency W/W	Power Consumption W	Current A	Gas Flow Rate kg/h
54.4	7.2	2409	2.24	1075	5.58	53.3

Test Condition: Subcooling 8.3 K, Return Gas 35 °C. Data generated in accordance to EN 12900:2013 polynomial equation and tolerance guidelines.

### PERFORMANCE CURVE

Condensing Temperature 35°C

Evaporating Temperature °C	Cooling Capacity W	Efficiency W/W	Power Consumption W	Current A	Gas Flow Rate kg/h
-15	1209	2.15	563	3.63	22.31
-10	1495	2.34	639	3.89	27.69
-5	1837	2.55	721	4.17	34.14
0	2244	2.81	800	4.47	41.88
5	2724	3.15	866	4.77	51.13
10	3286	3.61	909	5.08	62.10

Test Condition: Subcooling 8.3 K, Return Gas 35 °C. Data generated in accordance to EN 12900:2013 polynomial equation and tolerance guidelines.

## PERFORMANCE CURVE

Condensing Temperature 45°C

Evaporating Temperature °C	Cooling Capacity W	Efficiency W/W	Power Consumption W	Current A	Gas Flow Rate kg/h
-15	1083	1.79	605	3.72	21.59
-10	1354	1.99	681	4.02	27.09
-5	1670	2.16	775	4.34	33.56
0	2041	2.33	876	4.68	41.21
5	2475	2.54	975	5.04	50.26
10	2981	2.80	1063	5.42	60.94

Test Condition: Subcooling 8.3 K, Return Gas 35 °C. Data generated in accordance to EN 12900:2013 polynomial equation and tolerance guidelines.

## PERFORMANCE CURVE

Condensing Temperature 55°C

Evaporating Temperature °C	Cooling Capacity W	Efficiency W/W	Power Consumption W	Current A	Gas Flow Rate kg/h
-10	1169	1.67	702	4.17	25.50
-5	1465	1.85	794	4.55	32.11
0	1805	2.00	904	4.96	39.79
5	2198	2.15	1024	5.40	48.77
10	2652	2.32	1143	5.87	59.26

Test Condition: Subcooling 8.3 K, Return Gas 35 °C. Data generated in accordance to EN 12900:2013 polynomial equation and tolerance guidelines.

## ENVELOPE



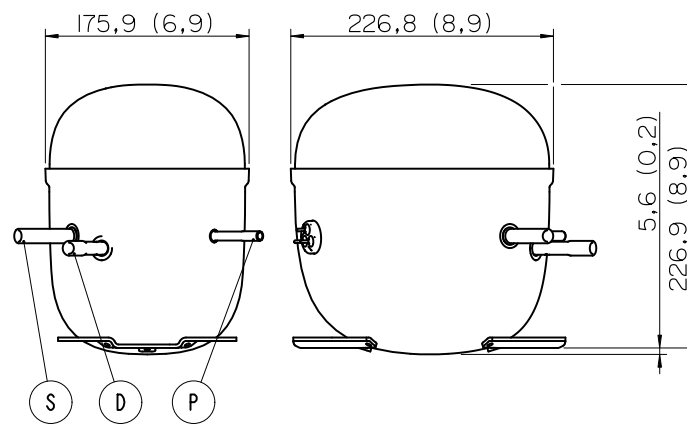
## External

### EXTERNAL CHARACTERISTICS

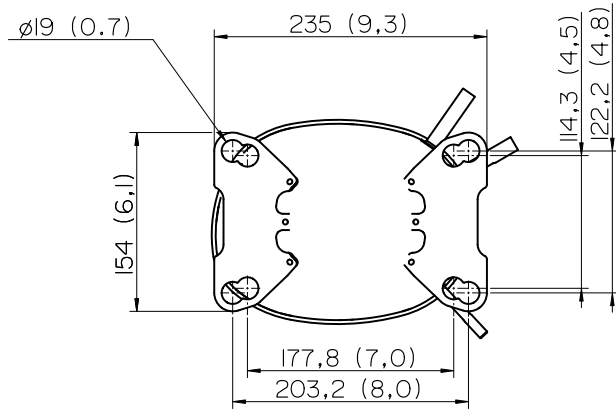
Base Plate		UNI	
Tray Holder		NO	
<b>Connector</b>	<b>Internal Diameter</b>	<b>Shape</b>	<b>Material</b>
Suction	12.7 mm	ROTOLOCK(EX. THR. 1"-14UNS-2A)	STEEL
Discharge	6.42 mm	VERTICAL	COPPER
Process	6.42 mm	VERTICAL	COPPER

## EXTERNAL DIMENSIONS

### SHELL



### BASE



### FENCE

