

## Warranty

BlueDiamond Pumps are manufactured under Charles Austen Pumps strict quality control system. In the unlikely event of failure within the 3 years from the date of purchase under normal usage, Charles Austen Pumps will repair the item free of charge subject to the following conditions:

3 year warranty from delivery date in conjunction with our conditions of sale.

Charles Austen pumps will decline any responsibility if the installation of the pump does not conform to our instructions and specifications. Any modifications to the unit will immediately void the warranty. We reserve the right to alter any specifications without prior notifications

These pumps have been evaluated for use with water freezing and 82°F.

## Cleaning & Maintenance

BlueDiamond condensate removal pumps will tolerate some dust and sludge. However, if the reservoir or sensors require cleaning, use warm soapy water and take care to not damage the sensors.

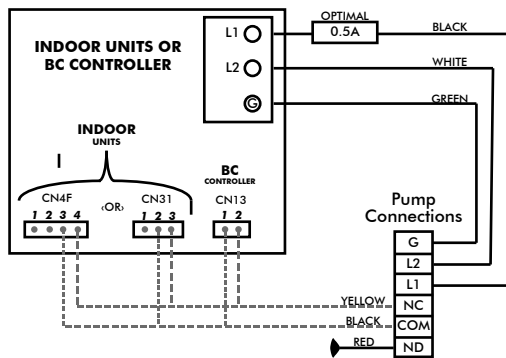
After any cleaning or maintenance work, carry out an operational test before using the pump.

### CITY MULTI 230 volt models

Verify pump voltage before installation.

The installation below will require the black plug to be removed from the pump power cable.

CITY MULTI indoor units will either have a CN4F or CN31 drain safety connector. Identify which is present and wire according to the diagram below. Older models may not have one of these connectors. If this is the case, wire according to the M-series diagram.



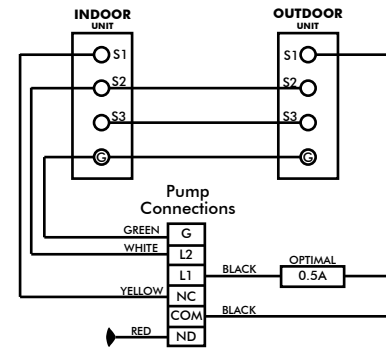
\*Please refer to full installation instructions for full product safety details. If the pump is to be operated on 110v Vac please use the following wiring diagram.



### 230 volt M-Series models

Verify pump voltage before installation.

The installation below will require the black plug to be removed from the pump power cable.

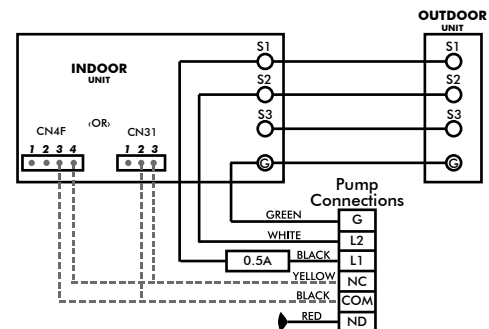


### 230 volt P-Series models

Verify pump voltage before installation.

The installation below will require the black plug to be removed from the pump power cable.

Current P-Series indoor units will either have a CN4F or CN31 drain safety connector. Identify which is present and wire according to the diagram below. Older models may not have one of these connectors. If this is the case, wire according to the M-series diagram.



## MXZ Branch Box Applications with Blue Diamond Pump

### Application Models:

**MXZ-4C36NAHZ, MXZ-5C42NAHZU1, MXZ-8C48NAHZU1, MXZ-8C48NAU1 and MXZ8C60NA.**

### Occurring Condition

The Blue Diamond pumps have the delay on the NC alarm circuit that will cause a 7102 capacity error when S1 is broken. According to original instructions breaking S1 is the proper way to install the pump and safety switch.

In order to avoid the error condition it will be necessary to break the the coil thermistor of the indoor unit with the NC Alarm circuit of the Blue Diamond pump using butt splice connectors. On the indoor unit wiring diagram the coil thermistors will be designated as either RT12 or TH2. (See Below)

